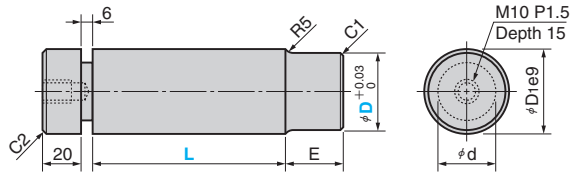


Side Pin Set

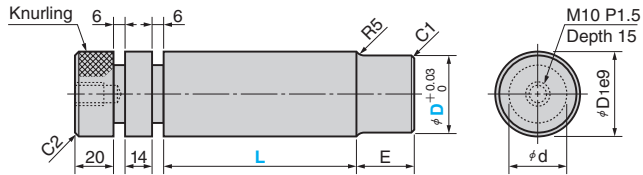
FOR PAD RETENTION



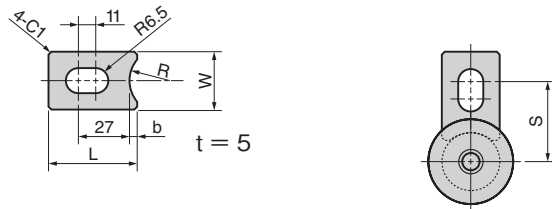
SPAT
(Single Type)



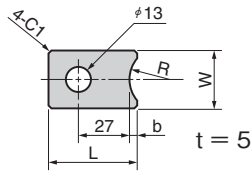
SPBT
(Double Type)



STPT 1 (Stopper Type **T**)
STPT 2 (Stopper Type **T**)
(Oblong Hole Type)



STPM 1 (Stopper Type **M**)
STPM 2 (Stopper Type **M**)
(Round Hole Type)



Material Side Pin S45C(HRC20 to 25) Stopper SS400
Surface Treatment Black oxide Black oxide

D1 e9	d	E	S	Allowable Load N (kgf)		Catalog No.	D	L
				Impact and Repeated Load Safety Factor 40	Static Load Safety Factor 5			
22	-0.040 -0.092	14	35	581 (59)	4650 (474)		20	40
								60
								80
32		20	38	1962 (200)	15692 (1600)		30	60
								80
								100
42	-0.050 -0.112	30	43	4650 (474)	37196 (3793)	SPAT	40	80
								100
								120
52		40	48	9081 (926)	72649 (7408)	SPBT	50	80
								100
								120
62	-0.060 -0.134	50	53	15692 (1600)	125538 (12801)		60	100
								120
								140
72		60	58	24919 (2541)	199350 (20328)		70	120
								140
								160

Stopper

Side Pin D	Stopper				Catalog No.
	W	L	R	b	
20					STPT1 STPM1
30	30	46	20	4	
40					
50					STPT2 STPM2
60	50	49	35	7	
70					

! In case of set order (Side pin and stopper), stopper type to be added in the end

STPT1 • STPT2Type T
STPM1 • STPM2Type M



Order

Catalog No.	D	L	Stopper Type
SPAT	40	80	
SPAT	50	100	M