

Cam Gib Plate

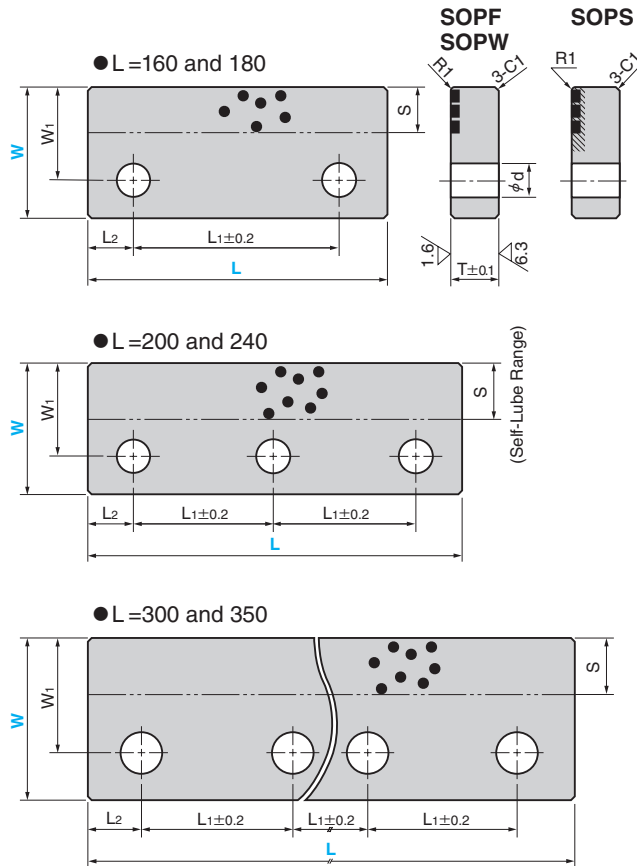

CAM SLIDER RETAINING



SOPF
(FC with Graphite Type)

SOPS
(Steel Hardened with Graphite Type)

SOPW
(Bronze with Graphite Type)



(Sliding direction chamfering shape)

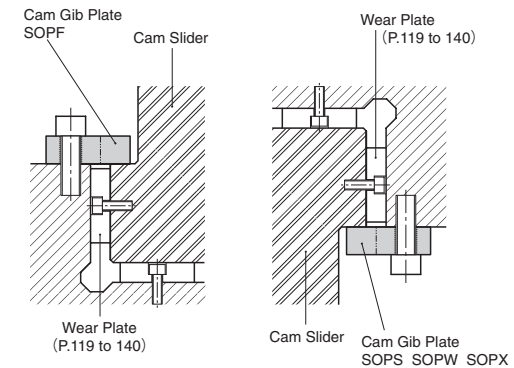
● Sliding Direction



Material :
SOPF FC250 with Graphite
SOPS S45C with Graphite
Hardness: HRC45 to 50
Area to be Induction Hardened (Hatched Area)
SOPW Bronze with Graphite (SO#50 SP2)

T	W ₁	L ₁	L ₂	d	S	Catalog No.	W	L	
25	37.5	120	30	18	24	SOPF	55	180	
		110	25		25		70	160	
		75	30		30		70	200	
28	60	75	25	22	30	SOPS	85	200	
		90	30				30	85	240
		80	30				40	85	300
25	50	110	25	18	25	SOPW	70	160	
		90	30		30		70	200	
		75	25		30		70	240	
28	60	90	30	22	30	SOPS	85	240	
		80	30				30	85	300
		90	40				30	85	350
25	50	110	25	18	25	SOPW	70	160	
		90	30				30	70	200
		75	25				30	70	240
28	60	90	30	22	30	SOPS	85	240	
		80	30				30	85	300
		90	40				30	85	350

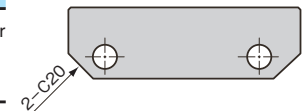
EX Example



Option

Option Code	Specification
CM	With chamfering (C20) on corners for relief (2 corners). Please instruct CM20 when ordering.

•CM Specification



Order

Catalog No.	W	L	Option
SOPF	70	160	
SOPS	85	200	CM20

■ We are ready to accept requests or orders for special parts.