

Panel Stabilizer Pin

SPRING TYPE

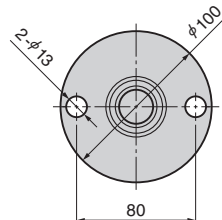
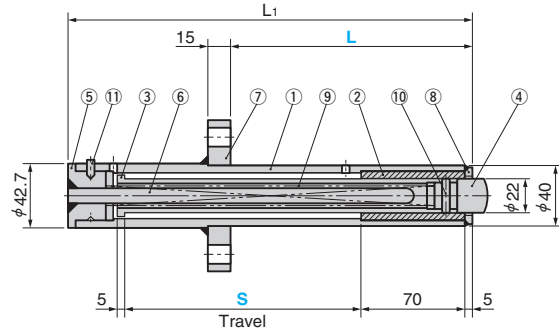
CAD FILE

PSPSN (Stabilizer Pin Steel Type - Without machining)
 PSPSS (Stabilizer Pin Steel Type - Spherical machining)
 PSPSU (Stabilizer Pin Urethane Type)

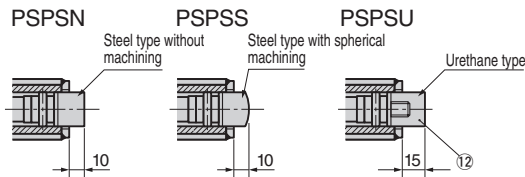
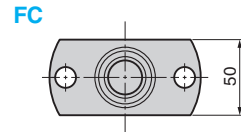


*Spring Load

| Travel S | Spring Load(N) | |
|-------------|----------------|------------|
| | Initial Load | Final Load |
| 200 | 10.0 | 67.0 |
| 220 | 10.0 | 67.0 |
| 250 | 8.5 | 67.0 |
| 270 | 8.7 | 67.0 |
| 300 | 6.3 | 67.0 |



■ Cut option of flange



■ Table of Components

| No. | Description | Qty | Material and Remark | No. | Description | Qty | Material and Remark |
|-----|------------------|-----|---------------------|-----|----------------------------|-----|---------------------|
| ① | Holder | 1 | STPA-22 | ⑦ | Flange | 1 | SS400 |
| ② | Guide Bushing | 1 | Bronze | ⑧ | Washer | 1 | SS400 |
| ③ | Slide Pin | 1 | STPA-22 | ⑨ | Spring | 1 | SWPA CS-A-14×1.6 |
| ④ | Advance Pin | 1 | SS400 | ⑩ | Spring Pin | 1 | φ5×22 |
| ⑤ | Stopper Pin | 1 | SS400 | ⑪ | Hexagonal Socket Screw Set | 2 | M6×10 |
| ⑥ | Spring Guide Pin | 1 | SS400 | ⑫ | Advance Pin(end) | (1) | Urethane |

| L1 | Catalog No. | Travel S | L Increments of 1mm |
|-----|-------------|----------|------------------------|
| 312 | | 200 | 90~260 |
| 338 | PSPSN | 220 | 90~280 |
| 364 | PSPSS | 250 | 90~310 |
| 390 | PSPSU | 270 | 90~340 |
| 414 | | 300 | 90~360 |



Option

| Option Code | Specification |
|-------------|--|
| FC | Flange is cut to 50 mm. (Refer to the drawing.) |



Order

PSPSN 250 - 200 - FC

Order Catalog No. S - L
PSPSU 200 - 150

Panel Stabilizer Pin

GRAVITY TYPE

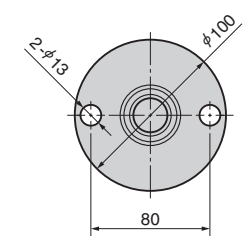
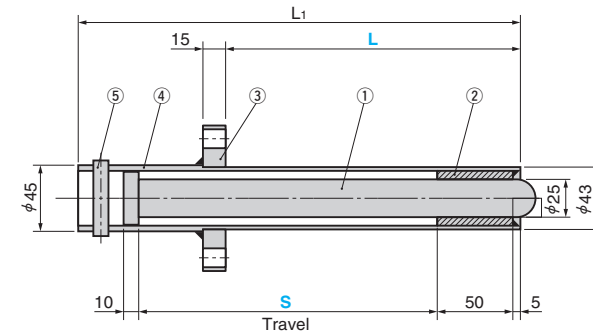
CAD FILE

PSPWN (Stabilizer Pin Steel Type - Without machining)
 PSPWS (Stabilizer Pin Steel Type - Spherical machining)
 PSPWU (Stabilizer Pin Urethane Type)

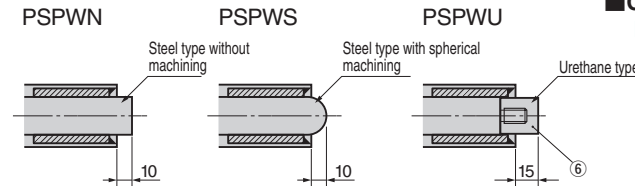
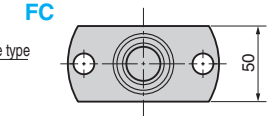


*Advanced Pin Weight

| Travel S | Advanced Pin Weight (g) |
|-------------|-------------------------|
| 200 | 1,050 |
| 220 | 1,130 |
| 250 | 1,250 |
| 270 | 1,320 |
| 300 | 1,440 |



■ Cut option of flange



■ Table of Components

| No. | Description | Qty | Material and Remark |
|-----|------------------|-----|---------------------|
| ① | Advance Pin | 1 | S45C HRC55~60 |
| ② | Guide Bushing | 1 | SS400 |
| ③ | Flange | 1 | SS400 |
| ④ | Holder | 1 | STPA |
| ⑤ | Spring Pin | 1 | φ10×50 |
| ⑥ | Advance Pin(end) | (1) | Urethane |

| L1 | Catalog No. | Travel S | L Increments of 1mm |
|-----|-------------|----------|------------------------|
| 295 | | 200 | 10~250 |
| 315 | PSPWN | 220 | 10~270 |
| 345 | PSPWS | 250 | 10~300 |
| 365 | PSPWU | 270 | 10~320 |
| 395 | | 300 | 10~350 |



Option

| Option Code | Specification |
|-------------|--|
| FC | Flange is cut to 50 mm. (Refer to the drawing.) |



Order

PSPWN 250 - 200 - FC

Order Catalog No. S - L
PSPWS 250 - 200